

TECHNICAL INFORMATION

ParkettSoap



100% solvent-free

For regular cleaning and for removing stubborn dirt. Remover for oiled and waxed floors. Removes heavy soiling and wax residue. Intensive cleaning allows the easy restoration of oiled floors without any sanding.




Range of use:

Suitable for the intensive and maintenance cleaning of oiled and waxed flooring. Removes stubborn dirt and prepares the flooring perfectly for subsequent impregnation with LOBASOL® HS oils.

Technical Data

Art.-no.

10048

		
1 l	12	480
5 l	4	128

contents

< 5% nonionic surfactants, < 5% anionic surfactants, < 5% soap, METHYLCHLOROISOTHIAZOLINONE, METHYLISOTHIAZOLINONE, BRONOPOL

Storage and transportation

36 months of storage stability. No hazardous material according to ADR. Store and transport between +5 to +25°C. Protect from frost.

GISCODE

GU40

Application

- Remove any loose dirt and dust in advance using a vacuum, brush or mop.
- Observe the general and, if available, the product-specific health and safety instructions. More specific information relating to GISCODE can be found in the usage instructions, which are available at www.wingis-online.de.
- Shake the contents well.

Thinner

Water.



Application

Application:

Maintenance cleaning

For regular cleaning, add around 50 - 100 ml of ParkettSoap to a bucket (10l) of water. The floor is then cleaned using a wiper mop suitable for the floor covering that has been dampened in this solution. Using too much water and allowing the product to work for too long can cause swelling of parquet and cork flooring and must therefore be avoided.

Intensive cleaning

Mix ParkettSoap in a 1:2 ratio with water, and wet the surface with a spray can or wiper mop. Immediately afterwards, treat the surface with a single-disc machine with a LOBATool special pad in green underneath. Vacuum away the collected dirt immediately afterwards using a wet vacuum cleaner or absorb it using cloths or a wiper mop and wipe over with clear water. Large areas should be treated in sections. To avoid wood swelling, only use as much material as is necessary and keep the time for which the product is left to work to the absolute minimum necessary. Since this leaches the flooring markedly, treatment with LOBACARE® ParkettOil Pro, or the primer oil used originally, is essentially after drying overnight.

General guidelines

Cleaning of tools: Clean tools and equipment immediately with water.

The information in this document and all other advice and recommendations that we provide to help and assist the applicator are based on previous experience and relate to normal conditions. Because of the wide range of possible uses and conditions of application of our products, we do not relieve users from the need to carry out their own trials or to seek technical advice by speaking to the LOBA application engineering department. Observe the floor covering manufacturer's recommendations and the provisions of the current standards. Our liabilities and responsibilities are exclusively in accordance with our Terms and Conditions and are not extended by this information or by our advice. The publishing of a new technical data sheet automatically invalidates the earlier version.

Drying time: The indicated drying times are valid for +20°C and 55% to 65% relative humidity, and assume careful, draught-free ventilation of the working area. Lower temperatures, higher relative humidity or poorer ventilation lead to longer drying times. Do not apply any protective coverings, wet clean the surface or lay carpet until the coating has achieved its final hardening. Product-specific data can be found in the relevant technical information.

